



One million American lives lost. One million reasons to ask why. Crossing a once unthinkable threshold, equivalent to one death nearly every minute for two years, we still can't know when or how this all ends. But we remember those we've lost. **One million reasons to mourn.**


### U.S. deaths in single-day events



**DEADLIEST COVID-19 DAY**  
5,117 deaths on Feb. 4, 2021




**SEPT. 11 ATTACKS**  
2,977 deaths on Sept. 11, 2001



**PEARL HARBOR**  
2,403 deaths on Dec. 7, 1941

### How many of the deaths were in Minnesota



**COVID-19 DEATHS IN MINN.**  
12,875 deaths

### The death rate in each state and territory

#### Deaths per 100,000 people

	Deaths per 100,000 people
United States	301
1. Mississippi	419
2. Arizona	416
3. Alabama	400
4. West Virginia	385
5. Tennessee	381
6. Arkansas	379
7. New Jersey	378
8. Louisiana	372
9. New Mexico	365
10. Oklahoma	363
11. Michigan	362
12. Kentucky	354
13. Nevada	351
14. Indiana	351
15. Pennsylvania	351
16. New York	350
17. South Carolina	347
18. Florida	346
19. Georgia	344
20. Rhode Island	336
21. Missouri	335
22. South Dakota	330
23. Ohio	330
24. Montana	316
25. Wyoming	314
26. Connecticut	306
27. Texas	305
28. North Dakota	305
29. Iowa	303
30. Kansas	302
31. Delaware	302
32. Illinois	300
33. Massachusetts	297
34. Idaho	276
35. Wisconsin	249
36. Maryland	241
37. Virginia	238
38. North Carolina	235
39. California	230
40. <b>Minnesota</b>	<b>228</b>
41. Colorado	221
42. Nebraska	219
43. Guam	215
44. Washington, D.C.	190
45. New Hampshire	185
46. Oregon	179
47. Maine	174
48. Alaska	170
49. Washington	169
50. Utah	149
51. Puerto Rico	126
52. U.S. Virgin Islands	106
53. Vermont	105
54. Hawaii	102
55. Northern Mariana Islands	63
56. American Samoa	61

Data as of May 19, 2022

Sources: CDC, Dept. of Veteran Affairs, New York Times, FBI, Dept. of Defense

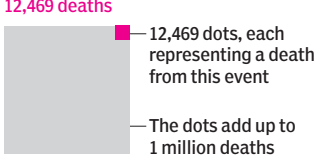
Josh Jones, C.J. Sinner, Mark Boswell, Josh Penrod, Greg Miles, Catherine Prieus, Maren Longhella and Thomas Buckingham Star Tribune staff

○—1 dot represents 1 death

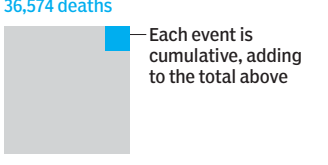
COVID-19 has caused more reported deaths than any other event in U.S. history. This graphic compares this milestone to the nation's deadliest moments.

--- PANDEMICS --- CONFLICTS ---


**H1N1 FLU PANDEMIC: 2009**  
12,469 deaths



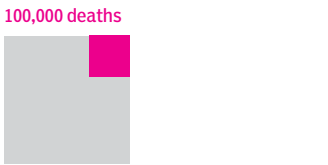
**KOREAN WAR: 1950-1953**  
36,574 deaths



**VIETNAM WAR: 1955-1975**  
58,220 deaths



**FLU PANDEMIC: 1968**  
100,000 deaths



**FLU PANDEMIC: 1957**  
116,000 deaths



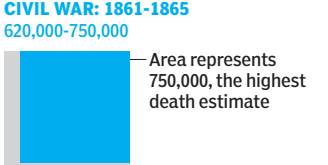
**WWII: 1939-1945\***  
405,399



**FLU PANDEMIC: 1918-1920**  
675,000 deaths



**CIVIL WAR: 1861-1865**  
620,000-750,000



**COVID-19 PANDEMIC: 2020-present**  
1,000,000 deaths

